

Research Paper

Environmental impact evaluation of road pavements using life cycle assessment tool

A. Boonpoke¹, J. Sriburee², S. Sedpho³ and T. Prasertsang⁴

ARTICLE INFORMATION

Article history:

Received: 9 February, 2017

Received in revised form: 11 April, 2017

Accepted: 20 July, 2017

Publish on: 07 September, 2018

Keywords:

Climate change
Greenhouse gas emissions
Environmental impact assessment
Life cycle assessment
Road construction

ABSTRACT

The acquisition of road construction materials, building processes, rehabilitation, demolition, and disposal of road surfaces adversely impact the environment. In Thailand, the rapid expansion of road transportation networks has raised concerns regarding environmental degradation. Alternative road pavement materials need to be assessed from a life cycle assessment perspective to promote sustainable global development. An environmental impact evaluation was undertaken for two major road types - concrete and asphaltic concrete (AC) pavements - using life cycle impact assessment, with relevant data obtained from related government documents and reports. Results indicated that AC pavement had a higher impact on climate change than concrete pavement, while concrete pavement exhibited a higher impact on terrestrial acidification, human toxicity, metal depletion, and fossil depletion than AC pavement. Building material acquisition and construction contributed the major impact on climate change at 93.2% and 83% for concrete and AC roads, respectively. The mitigation options for reducing the impact of climate change impact were utilization of a mixture of 35 to 50% fly ash with cement instead of cement only in concrete pavement process and implementation of recycling in rehabilitation phase for AC pavement. The findings can be applied to support future decision-making processes for the sustainable development of road construction projects.

1. Introduction

Road transportation networks are the major infrastructure systems for most countries, with advantages of flexibility, low cost, and various routes. In Thailand, more than 80% of public transport relies on road transportation (Anastasiou et al., 2015). In developing countries, road construction has continuously

expanded resulting in serious environmental issues including global warming, fossil fuel depletion, human toxicology, metal depletion, and terrestrial acidification. Several road construction processes contribute to adverse environmental impact, including construction materials acquisition, building processes, rehabilitation, demolition, and disposal of road surfaces. The environmental impact depends on the type and activity

¹ Corresponding author, Assistant Professor, Department of Environmental Engineering, School of Energy and Environment, University of Phayao, THAILAND, iamanusorn@gmail.com

² Department of Environmental Engineering, School of Energy and Environment, University of Phayao, THAILAND, audyen2002@hotmail.com

³ Department of Renewable Energy, School of Energy and Environment, University of Phayao, THAILAND, sedpho@gmail.com

⁴ Assistant Professor, Department of Civil and Environmental Engineering, Kasetsart University, Chalermprakiat Sakon Nakhon Province Campus, THAILAND, psertsang@gmail.com

Note: Discussion on this paper is open until March 2019

data of each road type. In Thailand, there are 210,074 kilometers of road comprising 72.01%, 18.36%, and 9.63% of asphaltic concrete (AC), concrete, and dirt respectively. One advantage of AC pavement (flexible pavement) is the lower capital cost compared to concrete (rigid pavement); however, the former requires more maintenance and repairs during its service lifespan. In contrast, concrete pavement has higher mechanical strength and durability, resulting in lower repair and maintenance costs (Araújo et al., 2014; Valipour et al., 2014). Therefore, concrete pavement has attracted increased interest with more frequent construction.

Life cycle assessment (LCA) is a tool which evaluates the environmental impacts of products throughout their entire life cycle (from cradle to grave). LCA has been utilized worldwide to compare different types of road surfaces, including Swiss road pavements (Balaguera et al., 2018; Farina et al., 2017; Barandica et al., 2013; Loijos et al., 2013; Vidal et al., 2013; Santero et al., 2011) and asphalt pavement at London Heathrow Airport Terminal 5 (Barandica et al., 2014). Road construction has a major environmental impact on global warming and climate change caused by the increasing levels of greenhouse gases (GHGs) in the atmosphere. Road construction in Korea emitted carbon dioxide (CO₂) at 120.1 tCO₂/m, 29.6 tCO₂/m, and 7.5 tCO₂/m for bridges, tunnels, and roads, respectively (Department of Highways and Ministry of Transport, 2012). Raw construction material acquisition plays a major role in GHG emissions (Department of Highways and Ministry of Transport, 1992). The LCA of new roads in Spain reported that GHG emissions ranged from 8,880 to 50,300 tCO₂eq/km; the road construction phase was the highest with the maintenance phase playing a secondary role (Dumitrescu et al., 2014). The GHG emissions from rigid pavement were higher than those from flexible pavement (Ecoinvent, 2007). In Thailand, few researches have reported the assessment of environmental impact, especially global warming caused by road construction.

The main objective of this research was to compare the environmental impact between concrete pavement and AC pavement as a life cycle assessment. The impact assessment was performed for raw material acquisition and construction, rehabilitation, and demolition phases. The evaluation of GHG reduction from rigid and flexible road pavements using simple scenario was reported.

2. Typical Road Pavements

The environmental impact of the two main types of road pavements constructed in Thailand was evaluated. Road classification was split into flexible pavement (AC)

and rigid pavement (concrete). Typical cross-sections of these pavements are shown in **Fig. 1**. Asphaltic concrete pavement has four layers, including the top AC layer, base course, sub-base course, and subgrade soil, while rigid pavement has three layers, including the top concrete slab, sub-base course, and subgrade soil. However, the thicknesses of each layer for concrete and AC pavements vary depending on the traffic loading. A typical road cross section frequently used in many areas of Thailand was selected, with lane width at 3.5 meters and shoulder width 2.5 meters, comprising a two-lane road 12.0 meters wide. Typically, an AC road is composed of 15 cm selected materials, 15 cm soil aggregate sub-base, 20 cm soil aggregate type base (or soil cement base), and 10 cm concrete base/AC. Materials used for these layers are shown in **Table 1**.

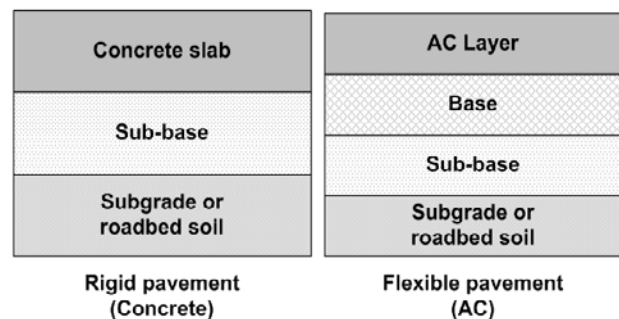


Fig. 1. Schematic representation of typical pavement cross-sections.

Table 1. General pavement materials used in Thailand.

| Pavement layers | Asphalt pavement | Concrete pavement |
|-----------------|---|--|
| Surface layer | AC 60/70 hot-mix asphalt | Portland cement concrete |
| Base course | 1. Crushed rock 2. Soil cement 3. Cement modified crushed rock 4. Pavement recycling materials | 1. Sand cushion 2. Crushed rock cushion |
| Sub-base course | 1. Selected materials 2. Soil aggregate | |
| Subgrade soil | 1. Soil embankment 2. Sand embankment | 1. Soil embankment 2. Sand embankment |

3. Materials and Methods

3.1 Framework and Scope

The scope of this study encompassed all phases of the entire life cycle of road construction, including materials acquisition, the construction process, usage

(including maintenance for AC), and end of life of the road surface. The functional unit to compare environmental impacts was defined as 1 km of road distance. The framework for the evaluation of the environmental impacts from road construction is shown in Fig. 2.

Firstly, the materials and energy used in the construction, use/rehabilitation and demolition phases of various types of road including rock, cement, asphalt and diesel were collected. Secondly, the inventory data for each road were balanced in terms of both mass and energy. The environmental impacts of the roads were then evaluated using SimaPro software and the ReCiPe midpoint approach. Finally, the results for both concrete roads and AC pavements were analyzed and compared. Improvement of the hot spot process was proposed to reduce the environmental impacts.

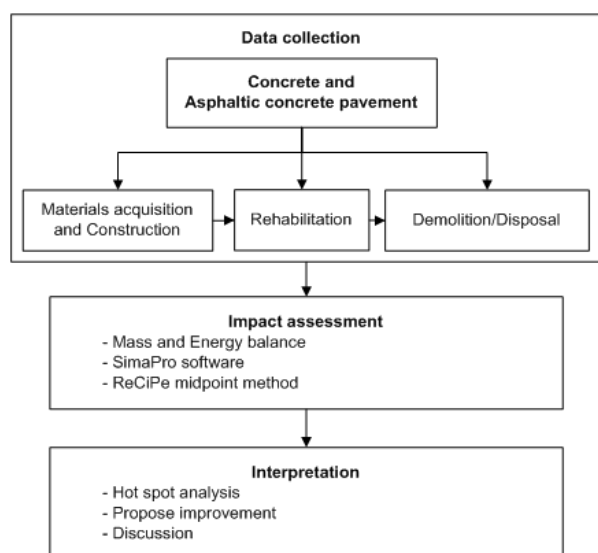


Fig. 2. Framework for evaluation of the environmental impacts.

3.2 Inventory and Data Sources

The inventory data of concrete and AC pavements were collected from the construction, use/rehabilitation, and demolition phases (Fig. 2). Data for construction materials and energy used were obtained from the handbook of standard highway design (EEA, 2013) and calculated from the planning and cost estimation handbook (Gschösser et al., 2012) expressed in units of road distance (Table 2). Data of raw material acquisition and production were sourced from the Ecoinvent database in SimaPro software (Huang et al., 2009).

The functional unit of concrete and AC roads was 1 km for 2 lanes. The rehabilitation material and fuel consumption were assumed to be 5% and 20% of the original surface layer for concrete and AC, respectively.

For the demolition of concrete and AC pavement, the scenarios of both road types were assumed according to domestic practice (demolition and landfill).

Table 2. Materials and energy used for 1 km of concrete and AC pavement construction.

| Type | Item | Amount | Unit |
|----------------------|------------------------------|--------|----------------|
| <i>Concrete road</i> | | | |
| Base course | Soil work | 37,804 | ton |
| | Selected materials | 5,538 | ton |
| Surface | Gravel | 5,427 | ton |
| | Sand | 3,460 | ton |
| | Cement | 1,240 | ton |
| | Granite | 2,285 | ton |
| | Sand | 1,339 | ton |
| | Steel bar | 42 | ton |
| | Water | 575 | m ³ |
| Energy | Diesel | 1,500 | L |
| | <i>Asphalt concrete road</i> | | |
| Base course | Soil work | 37,804 | ton |
| | Selected materials | 5,538 | ton |
| Surface | Gravel | 5,427 | ton |
| | Crushed granite | 7,263 | ton |
| | Asphalt | 62 | ton |
| | Granite | 2,528 | ton |
| | Prime coat | 13 | ton |
| | Tack coat | 4 | ton |
| Energy | Diesel | 2,500 | L |

The pollutants from fossil fuel combustion were also considered in the assessment. The major GHGs, including CH₄, CO, CO₂, N₂O, NMVOC, NO_x, PM10, and SO₂ were calculated according to the Intergovernmental Panel on Climate Change (IPCC) report and the European Environment Agency (EEA) guidelines (IPCC, 2006; Limsawasd, 2017).

3.3 Evaluation of Environmental Impacts

The environmental impacts of concrete pavement and AC pavement were evaluated by SimaPro software using the ReCiPe midpoint method (Liu et al., 2017). Five related impact categories were identified and the major impacts for each stage of the system, including climate change, terrestrial acidification, human toxicity, metal depletion and fossil depletion were quantified.

Climate change impacts of both direct and indirect greenhouse gases released from concrete pavement and AC pavement processes are quantified by multiplying activity data with climate change impact factor as equation [1].

$$CC = AD \times EF_{CC} \quad [1]$$

Where *CC* is the climate change impact expressed as kg CO₂eq unit, *AD* is the activity data of considered

process (arbitrary unit), and EF_{CC} is the climate change impact factor which is defined according to the ReCiPe guideline (kg CO₂eq/arbitrary unit).

Terrestrial acidification impacts of concrete pavement and AC pavement are quantified by/as the related air emissions according to the ReCiPe guideline by multiplying activity data with terrestrial acidification impact factor as equation [2].

$$TA = AD \times EF_{TA} \quad [2]$$

Where TA is the terrestrial acidification impact expressed as kg SO₂eq unit, AD is the activity data of considered process (arbitrary unit), and EF_{TA} is the terrestrial acidification impact factor (kg SO₂ eq/arbitrary unit).

Human toxicity impacts of concrete pavement and AC pavement are quantified by multiplying activity data with human toxicity impact factor as equation [3].

$$HT = AD \times EF_{HT} \quad [3]$$

Where HT is the human toxicity impact expressed as kg 1,4-DBeq unit, AD is the activity data of considered process (arbitrary unit), and EF_{HT} is the human toxicity factor (kg 1,4-DBeq /arbitrary unit).

Metal depletion impacts are designated as the metal used compared to the global reservation which is quantified by multiplying activity data with metal depletion impact factor as equation [4].

$$MD = AD \times EF_{MD} \quad [4]$$

Where MD is the metal depletion impact expressed as kg Fe eq unit, AD is the activity data of considered process (arbitrary unit), and EF_{MD} is the metal depletion factor (kg Fe eq/arbitrary unit).

Fossil depletion impacts are indicated by the decrease of fossil fuel referred to the global reservation which is quantified by multiplying activity data with fossil depletion impact factor as equation [5].

$$FD = AD \times EF_{FD} \quad [5]$$

Where FD is the fossil depletion impact expressed as kg Oil unit, AD is the activity data of considered process (arbitrary unit), and EF_{FD} is the fossil depletion factor (kg Oil eq/arbitrary unit).

4. Results and Discussion

The characterized impacts associated with 1 km of concrete road and AC road are shown in **Tables 3** and **4**. The material acquisition and construction phases of both road types were the major contributors for all environmental impact categories. Concrete roads showed higher total environmental impact than AC roads, except for the climate change category. AC roads showed a higher impact on climate change than concrete roads due to rehabilitation, while concrete roads exhibited a higher contribution to climate change from the demolition phase.

Table 3. Characterized impacts for 1 km of concrete road (analyzed by ReCiPe midpoint).

| Impact category | Unit | Raw material acquisition and Construction | Rehabilitation | Demolition | Total |
|---------------------------|-----------------------|---|----------------|------------|----------|
| Climate change | kg CO ₂ eq | 1,775.41 | 84.53 | 69.94 | 1,929.88 |
| Terrestrial acidification | kg SO ₂ eq | 5.67 | 0.04 | 0.50 | 6.21 |
| Human toxicity | kg 1,4-DB eq | 225.11 | 0.48 | 11.26 | 236.85 |
| Metal depletion | kg Fe eq | 218.41 | 0.10 | 3.14 | 221.65 |
| Fossil depletion | kg Oil eq | 131.47 | 6.07 | 33.86 | 171.40 |

Table 4. Characterized impacts for 1 km of AC road (analyzed by ReCiPe midpoint).

| Impact category | Unit | Raw material acquisition and Construction | Rehabilitation | Demolition | Total |
|---------------------------|-----------------------|---|----------------|------------|----------|
| Climate change | kg CO ₂ eq | 1,690.57 | 338.11 | 8.92 | 2,037.60 |
| Terrestrial acidification | kg SO ₂ eq | 0.78 | 0.16 | 0.01 | 0.95 |
| Human toxicity | kg 1,4-DB eq | 9.65 | 1.93 | 3.33 | 14.91 |
| Metal depletion | kg Fe eq | 1.96 | 0.39 | 0.07 | 2.42 |
| Fossil depletion | kg Oil eq | 121.35 | 24.27 | 0.48 | 146.10 |

Estimation of CO₂ emission from road construction projects in Spain based on four case studies ranged from 0.55 to 3.66 kTCO₂/km. Furthermore, land use and land-use change (LULUC) should be considered in CO₂ emission and sequestration evaluation (Goedkoop et al., 2009).

Terrestrial acidification and fossil depletion impacts were influenced by raw material acquisition and the construction phase of concrete and AC roads. Diesel consumption showed a high contribution to fossil depletion for both concrete and AC roads. Impacts from steel production were strongly related to human toxicity and metal depletion categories. Asphalt used in AC was a principal contributor to many impacts, including human toxicity, metal depletion, and fossil depletion, while diesel showed the most impact on terrestrial acidification. To improve road pavement sustainability, raw materials and energy consumption must be critically assessed and evaluated. A rehabilitation strategy using hot-mix asphalt containing 30% of reclaimed asphalt pavement (RAP) was reported as most suitable (Office of the National Economic and Social Development Board, 2011). Partial life cycle assessment of road construction (only on the construction and/or maintenance phase), using modified hot mixed asphalt (with hydrated lime) in the maintenance phase, reported the environmental footprint of major environmental categories as lower than using classical hot mixed asphalt, with 43% less primary energy (Santos et al., 2017).

Figure 3 depicts the climate change impact associated with all phases of concrete pavement. For concrete roads, the raw material acquisition and construction phase showed the major contribution to climate change at 93.2%, with 3.08% and 3.67% for the rehabilitation and demolition phases, respectively. Climate change impact from surface pavement was 62.4% from cement and 5.66% from steel acquisition. Raw material acquisition and construction phase of concrete pavement showed the highest global warming impact which was mainly from cement production (1,081.34 kg CO₂eq) and diesel combustion (579.63 kg CO₂eq) as shown in **Fig. 4**.

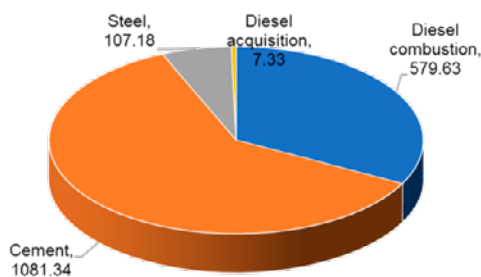


Fig. 4. Climate change impact contribution of construction phase for concrete road (kg CO₂eq).

Approximately 6% of anthropogenic CO₂ emission is from cement industrial (IPCC, 2005). Cement industrial has intended to use natural supplement cementing materials to reduce the impact. Concrete containing zeolite amount 10% to 30% reduced global warming potential from 60.3% to 64.3% as compared to convention concrete (Valipour et al., 2014). The investigation of using supplementary cementing materials and recycled concrete aggregates (RCA) and fly ash (FA) in concrete to reduce the global warming impact reported that the optimum mix was the combination of both RCA and FA rather than individual incorporation (Kurad et al., 2017). Sustainable design of the concrete mixture can also reduce CO₂ emission and energy consumption. An LCA study for emissions and energy reduction in concrete pavement mixture design by adding 40% fly ash to the total cementitious content resulted in a 9,935 MT reduction in CO₂ equivalent and reduced the cost of materials by 0.67 million dollars (Smith and Durham, 2016).

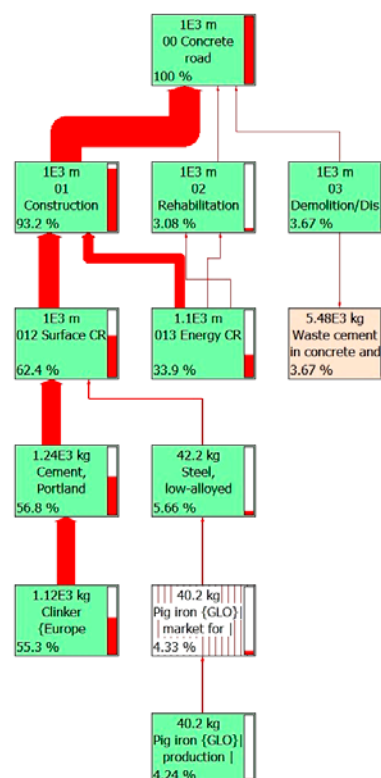


Fig. 3. Climate change impact contribution of concrete road.

Climate change impact assessment of supplementation of 35% to 50% fly ash to cement scenario was reported in **Table 5**. It was found that the climate change impact was reduced by 25% of the total climate change impact compared to conventional concrete. The reduction in raw material acquisition and construction and rehabilitation phases were 26% and 31%, respectively. This result suggested that mixing of

waste or natural materials with cement significantly reduces climate change impact. This agreed well with Wang et al. (2017) and Anastasiou et al. (2015). Moreover, reducing greenhouse gas emissions from power plants can decrease the climate change burden, because electricity is used for material production and acquisition, such as cement and steel (Schlegel et al., 2016).

Table 5. Reduction of climate change impact for concrete road.

| Life cycle phase | Impact (kgCO ₂ eq) | Reduction |
|---|-------------------------------|-----------|
| Raw material acquisition and Construction | 1,317.61 | 26% |
| Rehabilitation | 58.69 | 31% |
| Demolition | 69.94 | - |
| Total | 1,146.24 | 25% |

Figure 5 shows the climate change impact associated with all phases of asphaltic pavement. The raw material acquisition and the construction phases showed major contributions at 83%, with 16.6% and 0.438% for the rehabilitation and demolition phases, respectively. Climate change impact from asphaltic surface pavement was mainly 96.8% from energy consumption and 2.8% from asphalt acquisition.

The major contribution of climate change impact of AC pavement was also from the raw materials and acquisition phase in which diesel consumption was the highest contributor to the impact as 1,628.52 kg CO₂eq (**Figure 6**). The mitigation option for reducing the climate change impact from AC pavement has been investigated. The study of life cycle assessment of asphalt pavements using reclaimed asphalt pavement (RAP), warm mix asphalt (WMA) and cold in-place recycling (CIR) has been reported. The use of a combination of RAP and WMA resulted in getting a reduction of up to 12% for CO₂eq, 15% for energy consumptions, and 15% for water used during the lifecycle. Moreover, a reduction of 9% of CO₂eq could be achieved by CIR technology (Giani et al., 2015). Greenhouse emission and energy consumption from using RAP content in asphalt binder mixtures showed significant reduction with an increase in RAP content (Aurangzeb et al., 2014). However, greenhouse gas emission from the production and construction of rubberized asphalt mixtures was similar to that from hot mix asphalt, but its CO and CH₄ emissions were significantly lower (Wang et al., 2018). The scenario of using 100% recycled spent surface materials in rehabilitation phase was evaluated. It was found that a greenhouse gas reduction of 2.7% could be achieved for the phase and 0.4% of total emission (**Table 6**).

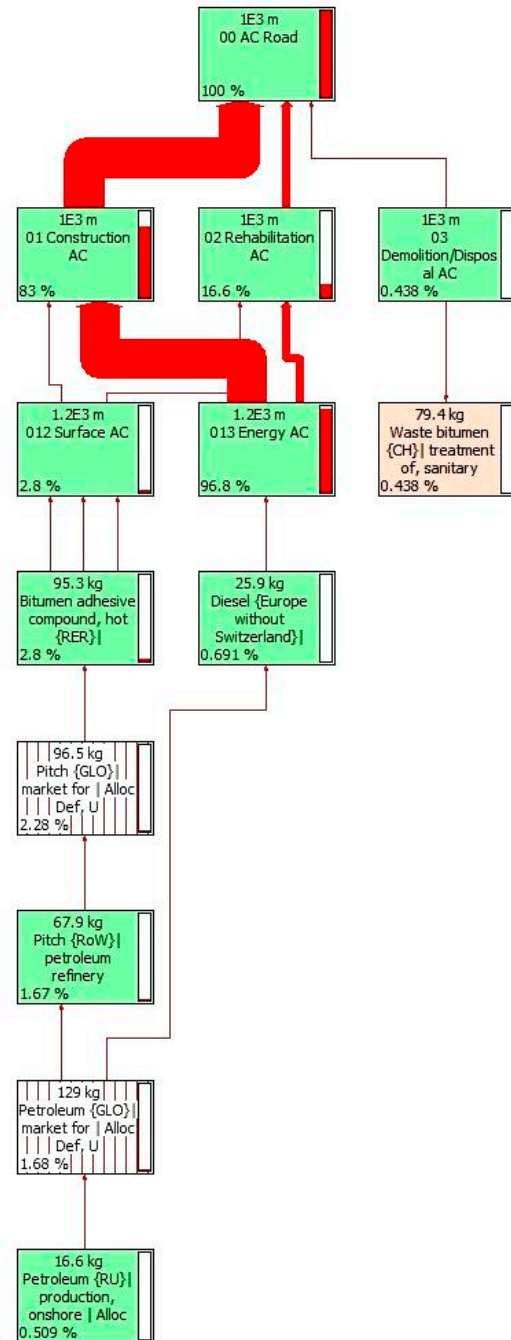


Fig. 5. Climate change impact contribution of AC road.

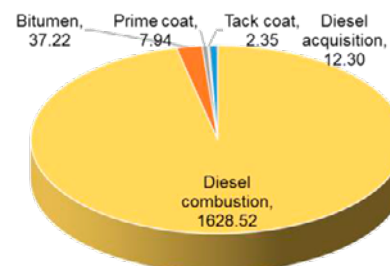


Fig. 6. Climate change impact contribution of construction phase for AC road.

Table 6. Reduction of climate change impact for AC road.

| Life cycle phase | Impact (kgCO ₂ eq) | Reduction |
|---|----------------------------------|-----------|
| Raw material acquisition and Construction | 1,690.57 | - |
| Rehabilitation | 329 | 2.7% |
| Demolition | 8.92 | - |
| Total | 2,028.60 | 0.4% |

Reducing climate change impact, improving cement production efficiency by supplementing waste and natural cementing materials with cement while decreasing diesel consumption is an appropriate way to reduce the impacts for AC road construction. Limitations of this study were the omission of other road transportation components, such as bridges and tunnels, from the evaluation. However, an estimation of materials-induced CO₂ emission from road construction in Korea reported that bridges showed the largest contribution to CO₂ emission, followed by tunnels and road-only because of the usage amount of main construction materials (Department of Highways and Ministry of Transport, 2012). Utilization of RAP can reduce gaseous emissions from the construction phase due to reduction in raw material extraction. Using 50% RAP reduced energy consumption by 3% and decreased gas emissions by 14% for CO₂, 23% for SO₂ and approximately 15% for CH₄, N₂O (Seo and Kim, 2013).

5. Conclusions

A comparison of life cycle assessments for two road pavement types - concrete and AC - was conducted for a one-kilometer road length. For both road pavements, the raw material acquisition/construction phase played a major role in all environmental impact categories. AC roads exhibited higher climate change impact from the raw material acquisition/construction and rehabilitation phases, while concrete roads showed a higher environmental impact on terrestrial acidification, human toxicity, metal depletion, and fossil fuel depletion.

Acknowledgements

We would like to sincerely thank the School of Energy and Environment, University of Phayao for supporting research facility, and the Department of Highways, Ministry of Transport for providing valuable data.

References

- Anastasiou, E. K., Liapis, A. and Papayianni, I., 2015. Comparative life cycle assessment of concrete road pavements using industrial by-products as alternative materials. *Resources, Conservation and Recycling*, **101**: 1-8.
- Araújo, J. P. C., Oliveira, J. R. M. and Silva, H. M. R. D., 2014. The importance of the use phase on the LCA of environmentally friendly solutions for asphalt road pavements. *Transportation Research Part D: Transport and Environment*, **32**: 97-110.
- Aurangzeb, Q., Al-Qadi, I. L., Ozer, H. and Yang, R., 2014. Hybrid life cycle assessment for asphalt mixtures with high RAP content. *Resources, Conservation and Recycling*, **83**: 77-86.
- Balaguera, A., Carvajal, G. I., Albertí, J. and Fullana-i-Palmer, P., 2018. Life cycle assessment of road construction alternative materials: A literature review. *Resources, Conservation and Recycling*, **132**: 37-48.
- Barandica, J. M., Delgado, J. A., Berzosa, Á., Fernández-Sánchez, G., Serrano, J. M. and Zorrilla, J. M., 2014. Estimation of CO₂ emissions in the life cycle of roads through the disruption and restoration of environmental systems. *Ecological Engineering*, **71**: 154-164.
- Barandica, J. M., Fernández-Sánchez, G., Berzosa, Á., Delgado, J. A. and Acosta, F. J., 2013. Applying life cycle thinking to reduce greenhouse gas emissions from road projects. *Journal of Cleaner Production*, **57**: 79-91.
- Department of Highways and Ministry of Transport 1992. Handbook of the cost estimation of construction and project planning. Thailand.
- Department of Highways and Ministry of Transport 2012. Handbook of Standard Highway Design. Thailand.
- Dumitrescu, L., S. G. Maxineasa, I. M. Simion, N. Taranu, R. Andrei and M. Gavrilescu, 2014. Evaluation of the environmental impact of road pavements from a life cycle perspective. *Environmental Engineering and Management Journal*, **13** (2): 449-455.
- Ecoinvent, 2007. Ecoinvent V 3.0 Database, Swiss Centre for Life Cycle Inventories. Dübendorf, Switzerland.
- EEA, 2013. EMEP/EEA air pollutant emission inventory guidebook 2013: Technical guidance to prepare national emission inventories. Luxembourg, European Environment Agency, Publications Office of the European Union.
- Farina, A., Zanetti, M. C., Santagata, E. and Blengini, G. A. 2017. Life cycle assessment applied to bituminous mixtures containing recycled materials: Crumb

- rubber and reclaimed asphalt pavement. *Resources, Conservation and Recycling*, **117, Part B**: 204-212.
- Giani, M. I., Dotelli, G., Brandini, N. and Zampori, L., 2015. Comparative life cycle assessment of asphalt pavements using reclaimed asphalt, warm mix technology and cold in-place recycling. *Resources, Conservation and Recycling*, **104, Part A**: 224-238.
- Gschösser, F., Wallbaum, H. and Boesch, M. E., 2012. Life-cycle assessment of the production of swiss road materials. *Journal of Materials in Civil Engineering*, **24** (2): 168-176.
- Huang, Y., Bird, R. and Heidrich, O. 2009. Development of a life cycle assessment tool for construction and maintenance of asphalt pavements. *Journal of Cleaner Production*, **17** (2): 283-296.
- IPCC, 2005. Special Report on Carbon Dioxide Capture and Storage. Cambridge University Press, Cambridge, United Kingdom and New York, USA, UNEP Intergovernmental Panel on Climate Change.
- IPCC, 2006. Guidelines for National Greenhouse Gas Inventories, Prepared by the National Greenhouse Gas Inventories Programme. B. L. Eggleston H.S., Miwa K., Ngara T., and Tanabe K. Japan, IGES.
- Kurad, R., Silvestre, J. D., de Brito, J. and Ahmed, H., 2017. Effect of incorporation of high volume of recycled concrete aggregates and fly ash on the strength and global warming potential of concrete. *Journal of Cleaner Production*, **166**: 485-502.
- Limsawasd, C., 2017. GHG emission quantification for pavement construction projects using the process-based approach. *Engineering and Applied Science Research*, **44** (1): 27-33.
- Liu, Y., Wang, Y. and Li, D. 2017. Estimation and uncertainty analysis on carbon dioxide emissions from construction phase of real highway projects in China. *Journal of Cleaner Production*, **144**: 337-346.
- Loijos, A., Santero, N. and Ochsendorf, J., 2013. Life cycle climate impacts of the US concrete pavement network. *Resources, Conservation and Recycling*, **72**: 76-83.
- Goedkoop, M., Heijungs, R., Huijbregts, M., De Schryver, A., Struijs, J. and Van Zelm, R., 2009. ReCiPe 2008: A life cycle impact assessment method which comprises harmonised category indicators at the midpoint and the endpoint level Haag, Denmark.
- Office of the National Economic and Social Development Board, 2011. The development of infrastructure in transport and logistics. Infrastructure Status Report Thailand.
- Santero, N. J., Masanet, E. and Horvath, A., 2011. Life-cycle assessment of pavements. Part I: Critical review. *Resources, Conservation and Recycling*, **55** (9): 801-809.
- Santos, J., Flintsch, G. and Ferreira, A., 2017. Environmental and economic assessment of pavement construction and management practices for enhancing pavement sustainability. *Resources, Conservation and Recycling*, **116**: 15-31.
- Schlegel, T., Puiatti, D., Ritter, H. J., Lesueur, D., Denayer, C. and Shtiza, A., 2016. The limits of partial life cycle assessment studies in road construction practices: A case study on the use of hydrated lime in Hot Mix Asphalt. *Transportation Research Part D: Transport and Environment*, **48**: 141-160.
- Seo, Y. and Kim, S.-M., 2013. Estimation of materials-induced CO₂ emission from road construction in Korea. *Renewable and Sustainable Energy Reviews*, **26**: 625-631.
- Smith, S. H. and Durham, S. A., 2016. A cradle to gate LCA framework for emissions and energy reduction in concrete pavement mixture design. *International Journal of Sustainable Built Environment*, **5** (1): 23-33.
- Valipour, M., Yekkalar, M., Shekarchi, M. and Panahi, S., 2014. Environmental assessment of green concrete containing natural zeolite on the global warming index in marine environments. *Journal of Cleaner Production*, **65**: 418-423.
- Vidal, R., Moliner, E., Martínez, G., and Rubio, M. C., 2013. Life cycle assessment of hot mix asphalt and zeolite-based warm mix asphalt with reclaimed asphalt pavement. *Resources, Conservation and Recycling*, **74**: 101-114.
- Wang, J., Wang, Y., Sun, Y., Tingley, D. D. and Zhang, Y., 2017. Life cycle sustainability assessment of fly ash concrete structures. *Renewable and Sustainable Energy Reviews*, **80**: 1162-1174.
- Wang, T., Xiao, F., Zhu, X., Huang, B., Wang, J. and Amirkhanian, S., 2018. Energy consumption and environmental impact of rubberized asphalt pavement. *Journal of Cleaner Production*, **180**: 139-158.